

TALL SHIPS REGATTA Dublin 2018

Captains' Manual

Dear Captain

Dublin City Council, Dublin Port Company and Waterways Ireland welcome you and your crew to Dublin. We are delighted to have your vessel participate in the **Tall Ships Regatta Dublin 2018** and we will endeavour to ensure that your ship and crew enjoy the best of Irish welcomes to our City.

We have a proud history of hosting Tall Ships in Dublin and are especially proud of our reputation of ensuring that the ships, their Captains and their Crews are very well looked after and remain the focus of the event.

Tall Ships Dublin 2018 is very much focused on Sail Training, Tall Ships and the regeneration of our city's waterways as a resource for the communities of Dublin, its residents, businesses and visitors.

We wish you an excellent stay in Dublin and we are available through our Ships Liaison Officers and our event teams to assist you in any way we can.

Sincerely

Mary Weir
Project Manager
Tall Ships Regatta Dublin 2018

Dublin

TABLE OF CONTENTS

1. LIAISON SYSTEM3

2. CONTACT ADDRESSES AND TELEPHONE NUMBERS4

3. ARRIVAL ARRANGEMENTS.....8

4. BERTHING 10

5. TOWN PLAN..... 16

7. CREW PROGRAMME..... 18

8. CITY CULTURAL PROGRAMME..... 19

9. SHIP SERVICES..... 20

10. CREW SERVICES 23

Appendix A: Marine Notice 37 of 2017 (EXTRACT) 25

Dublin

1. LIAISON SYSTEM

Liaison System:

The Liaison system is an important and integral part of the Support system provided to ships to ensure an enjoyable and successful stay in Dublin.

The Ship Liaison Operation Centre is located upstairs at the Waterways Ireland's Visitors Centre (see map) and will be manned from 9am to 8pm daily.
Liaison Officer hours are from 0800 hrs – 2000 hrs.

Each vessel will be allocated one LO with some of the larger vessels having two. Your Liaison Officer will greet you on your arrival and be available to the ship throughout its stay in Dublin.

Our Liaison volunteers are men and women from around Ireland, some with a sail training experience, others with none. They are however alike in their desire to provide the best possible welcome and service to each ship and to make your visit to Dublin an unforgettable one.

Name & contact details of Chief Liaison Officer

The Chief Liaison Officer is responsible for manning and running the Liaison system.

Name: Fin Goggin
Telephone: 00 353 86 6094076
Email: tallshipslo@gmail.com

Location of Liaison Office (see map)

Waterways Ireland,
Grand Canal Quay,
Grand Canal Dock,
Dublin 2.

2. CONTACT ADDRESSES AND TELEPHONE NUMBERS

PORT AND SAIL TRAINING INTERNATIONAL CONTACTS

<p>Tall Ships Regatta 2018 HQ Map Ref: https://goo.gl/a8qnBL Tall Ships Regatta 2018 HQ Dublin City Council Dublin Docklands Office, Dublin 1 Contact Name: Mary Weir</p>	<p>Telephone Number: 00353 (0) 1 524 0234 Active during event hours</p>
<p>Liaison Office (Map Ref) Map Ref: https://goo.gl/a8qnBL Tall Ships Regatta 2018 HQ Dublin City Council Dublin Docklands Office Dublin 1 Contact Name: Fin Goggin</p>	<p>Telephone Number: 00353 (0) 5310 434 - Landline 00 353 (0) 86 609 4076 - Mobile</p>
<p>Harbour Office (Ref Map) Dublin Port Company Alexandra Road Dublin 1 Contact Name: Fergus Britton, Deputy Harbour Master</p>	<p>Telephone Number: 00353 (0) 87 256 5833</p>
<p>Sail Training International Race Office (Ref Map) Meeting rooms have been provided by Savvi Credit Union @ No. 56 Sir John Rogersons Quay, Dublin 2 Fri open to 7.00pm Sat open 9.00am – 5.30pm Sun open 9.00am – 5.30pm *Alternative space available outside these hours, please notify your LO.</p>	<p>Telephone Number: 00353 (0) 1 5310436</p>
<p>Press & Media Centre Map Ref: https://goo.gl/a8qnBL Tall Ships Regatta 2018 HQ Dublin City Council Dublin Docklands Office</p>	<p>Telephone Number: 00353 (0) 1 5310 435 Mobile: 086 852 1222</p>

Dublin

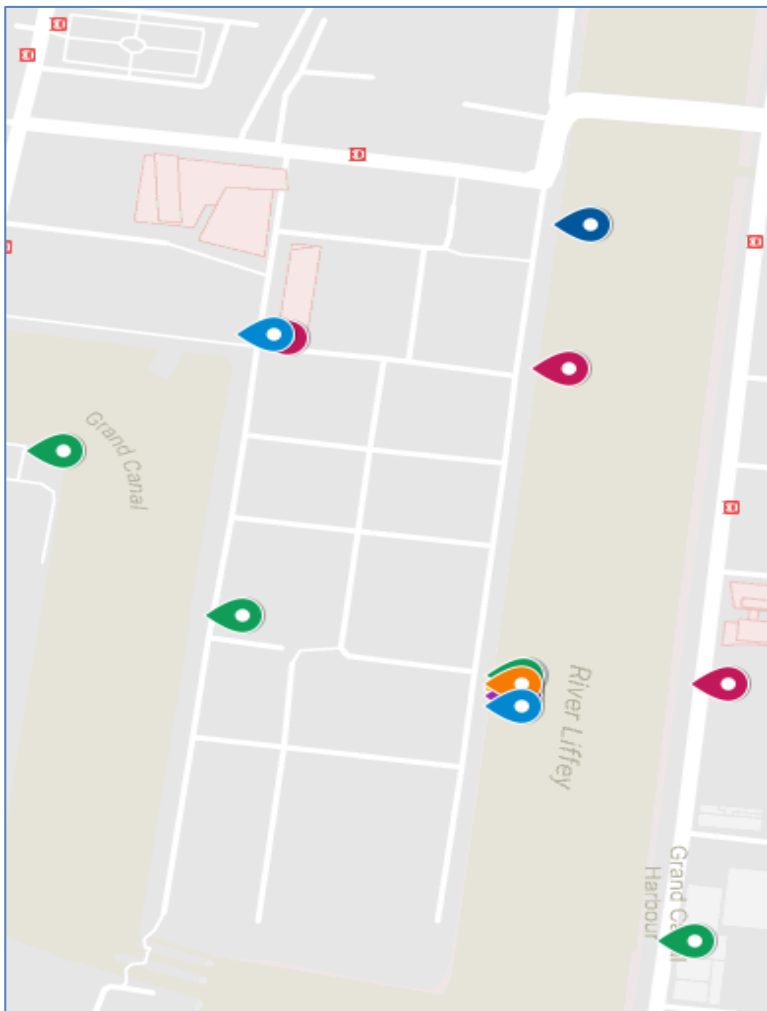
Dublin 1 Contact Name: Clodagh Hannon	
Map references refer to the Town Plan which can be found in section 4	

Dublin

Dublin

SITE MAP – LOCATION OF FACILITIES

- Event Control
- First Aid Point - Fri-Mon
- Volunteer HQ - TBC (3m x 6m Marquee)
- First Aid Point (Fri-Sun)
- Water Safety Control Unit
- First Aid Point - (Mon ONLY)
- Crew Shower and Toilet Facilities
- Crew Toilet
- Crew Shower and Toilet Facilities (Fri-Sun)
- Crew Shower and Toilet Facilities (Sun O...
- Site / Production Office
- Ship Liaisons (TBC)
- INFO POINT
- STI - Race Director



[ONLINE LINK TO MAP HERE](#)

CONSULAR ADDRESSES AND TELEPHONE NUMBERS

<p>UK Consular: Embassy of the United Kingdom, Dublin 29 Merrion Rd, Ballsbridge, Dublin 4 Tel: (01) 205 3700 Email: consular.dubli@fco.gov.uk</p>	<p>The Netherlands Consular: Embassy of the Kingdom of the Netherlands 160 Merrion Rd, Ballsbridge, Dublin 4 (01) 269 3444 Email: dub-ca@minbuza.nl</p>
<p>French Consular Embassy of France in Dublin 66 Fitzwilliam Ln, Dublin 2, D02 HP38 Tel: 00 353 1 277 5000</p>	<p>Spanish Consular Embassy of Spain in Dublin 17A Merlyn Park, Dublin 4, D04 HF53 Tel: (01) 269 1640 Email: emb.dublin@maec.es</p>

Dublin

3. ARRIVAL ARRANGEMENTS

Charts

The relevant Chart Numbers for Dublin are: 1415 and 1447

Communications Frequencies

Dublin Port VTS Operational Channel: VHF 12
Tall Ships Fleet Channel: 13

Following a Rendezvous in Dublin Bay a Fleet Lead Vessel will be provided by Dublin Port Company to accompany the fleet through the port and through the East Link Bridge. This Lead Vessel will communicate with the entire fleet on **Channel 13** and then communicate with Dublin Port VTS Tower on behalf of the entire fleet. This is to reduce communications traffic directly to Dublin Port VTS Tower.

Please keep a listening watch on both Channel 12 and 13.

Call Signs

Tall Ships Lead Boat (Channel 13)
Dublin VTS (Channel 12)
East Link Bridge (Channel 12)

Procedures

Please Rendezvous in South Side of Dublin Bay on the Morning of Friday June 1st at 0900. Rendezvous Coordinates will be provided at the captains briefing in Liverpool.

Marine notice 37 2017

The full Notice to Mariners can be requested through Dublin Port Company [HERE](#)
We wish to draw your attention to the extract in **Appendix A** below.

Inspections:

It is always a strong possibility that Department of Marine inspections may be carried out on visiting ships. Please ensure all paperwork and certification is to hand.

Customs & Immigration

All vessels entering Dublin Port must declare all persons on board by sending the ships manifest in advance to the following emails:

t.kavanagh@dublinport.ie, m.nathan@dublinport.ie , CC. c.kearns@dublinport.ie

Please use subject reference: Tall Ships Regatta, Manifest Declaration

For further information please contact Dublin Port Land Operations on 00353 (0) 1 887 6877

Security

A full complement of event security will be on site while the Tall ships Regatta is in Dublin.

4. BERTHING

Special Berthing Instructions

Please Rendezvous in Dublin Bay at 0900 on Friday 1st of June.

The Fleet will be led through Dublin Port with the view to proceeding through the East Link (Tom Clarke) Bridge in two waves.

The first fleet of ships will pass through the bridge at 11.30

These ships are as listed below and should enter in this order and proceed to berthing locations as per the below berthing diagram. These ships are berthing on Sir John Rogersons Quay, which is on the South Side of the River, West (Upriver) of the East Link Bridge. **THESE SHIPS ARE REQUESTED TO SWING AND BERTH STARBOARD-SIDE-TO.** A rib will be available to assist with swinging and berthing at the request of the Ship's Masters.

- Morgenster (Friday Evening Berth TBC at Captains Briefing in Liverpool)
- Belem
- Le Belle Poule
- Pelican of London
- De Gallant
- Lord Nelson
- Brian Ború (Brian Ború should berth on the North Wall Pontoons)

The second fleet of ships will pass through the East Link Bridge at 12.00.

These ships are berthing in the inner dock "Grand Canal Dock" which requires them to pass through a lock gate. For all these ships to pass through the lock, timing is **OF THE ESSENCE** due to tidal restrictions/depths. The following ships should pass through the East Link Bridge and berth temporarily at North Wall Pontoons, which are located just West (Upriver) of the East Link Bridge on the North (Right-Hand) side of the River. They should be prepared to move from this pontoon towards the lough gates at Grand Canal Dock in the order demonstrated below. These timings are worked out based on ships draft and stage of the tide. We will aim to begin the exercise 30 minutes early on the day to allow for delays. **A liaison volunteer will be on the pontoon to direct ships.**

Dublin

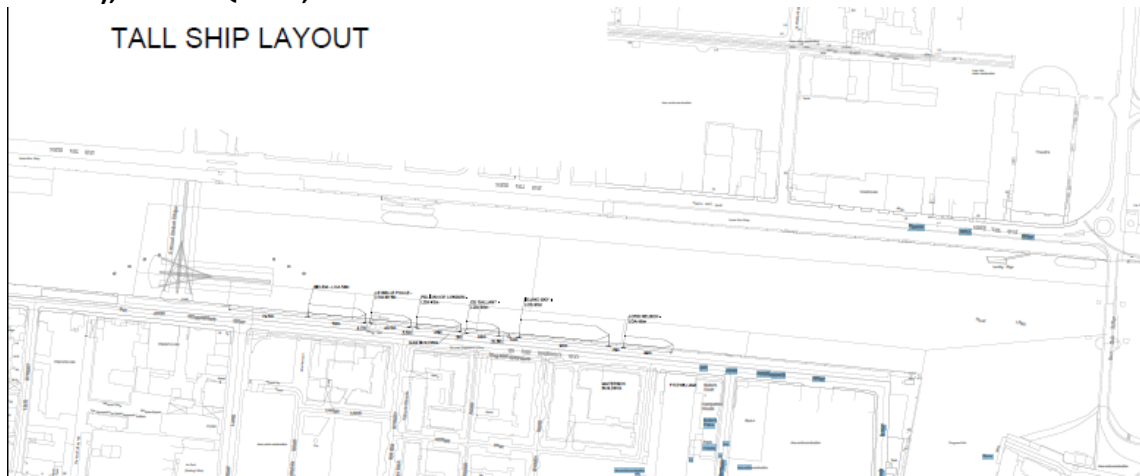
<u>Order of Entry</u>	<u>Ship Name</u>	<u>Time of Entry</u>
1	City of London	12.50-13.10
2	Sir Stelios	13.10-13.30
3	Adventure Wales	13.30-13.50
4	La Malouine	13.50-14.10
5	Arawak	14.18-14.40
6	Maybe	14.40-15.00
7	Atylla	15.00-15.20
8	Juan De Langara	15.20-15.40

As each ship is entering the lock gate, the next ship should be holding off at Britton Quay ready to approach the lock gate to ensure efficient time management. A team of lines-men will assist you through the lock. A rib will be on the water to assist on approach. A berthing master will board your vessel as you enter the lough to guide you to your berth.

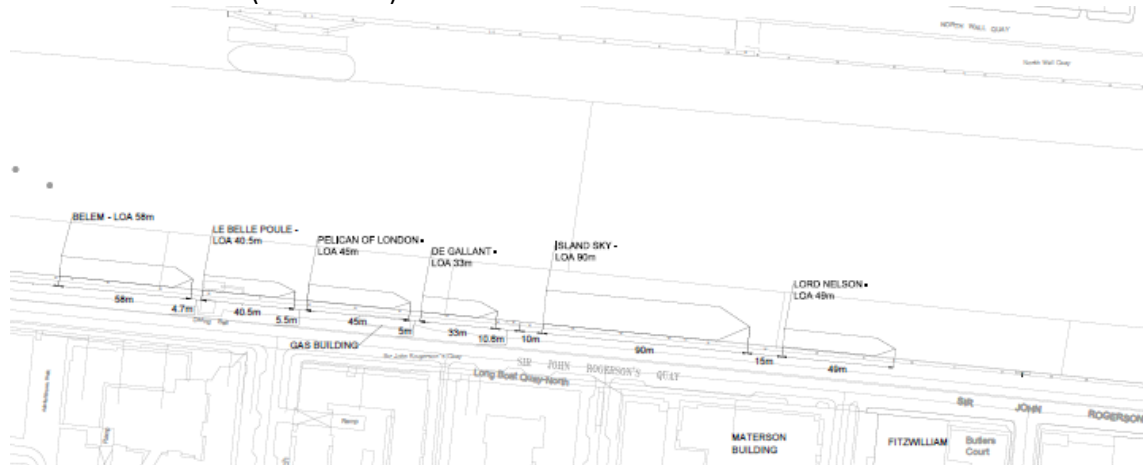
Berthing Plans

TALLSHIPS BERTHIN LAYOUT FOR SIR JOHN ROGERSONS QUAY (JUST WEST OF EAST-LINK-BRIDGE), SOUTH QUAYS, RIVER LIFFEY:

TALL SHIP LAYOUT

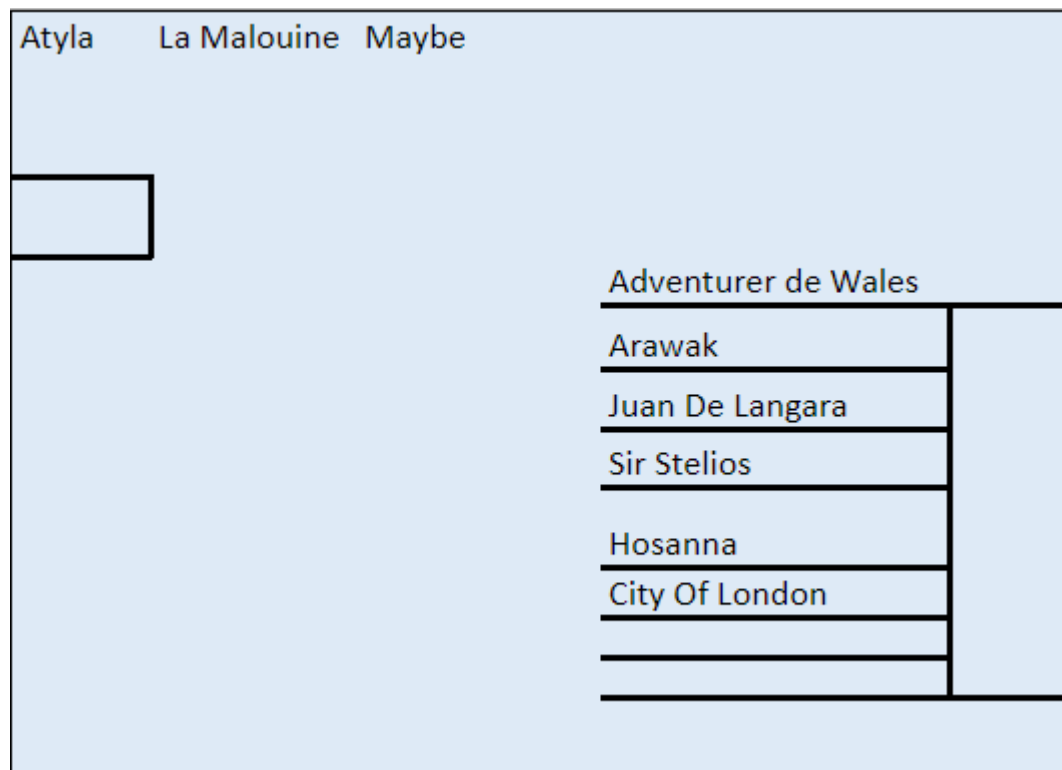


TALL SHIPS LAYOUT (ENLARGED)



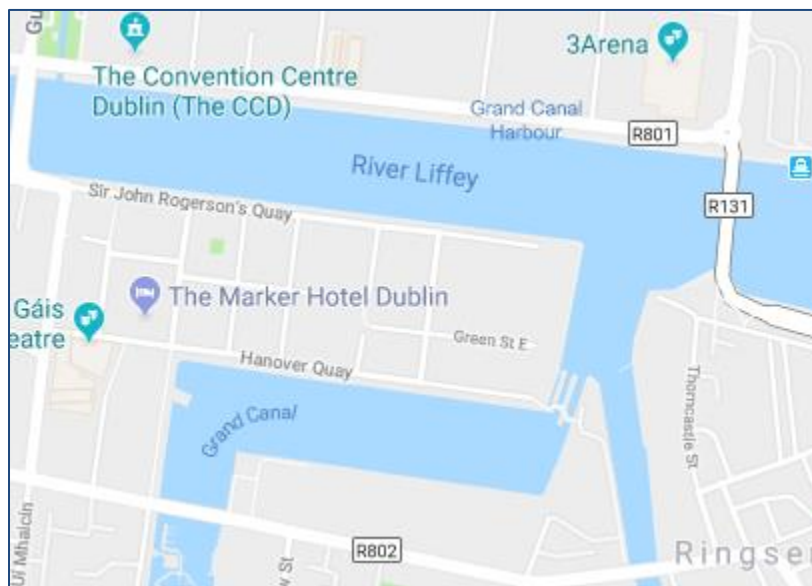
TALLSHIPS BERTHING LAYOUT – GRAND CANAL DOCK

A Berthing Master will board each vessel to guide them to their berth.



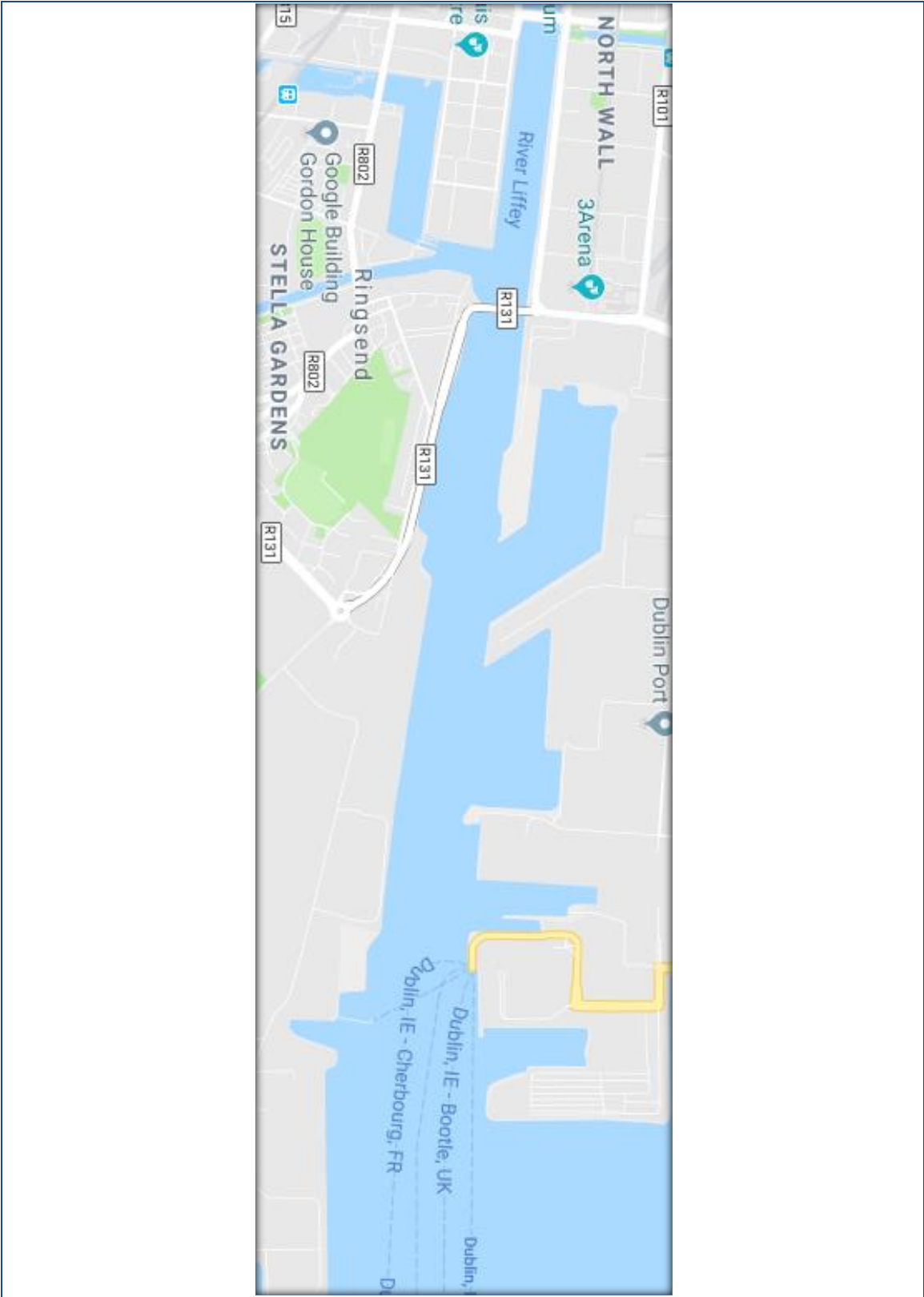
Dublin

DUBLIN PORT AND BERTHING LOCATION OVER VIEW



Dublin

Dublin



Formalities:

Please ensure your ship is fully dressed in colours, sales, flags, bunting etc on approach for spectators.

Dublin

5. TOWN PLAN

PLEASE REFER TO CREW MANUAL PROVIDED BY YOUR SHIPS LIAISON OFFICER ON ARRIVAL

CREW CENTRE @ Water Ways Ireland Visitor's Centre, Grand Canal Quay, Grand Canal Dock, Dublin 2. - <https://goo.gl/ZXEdFr>

Town Information

Church Map Link: <https://goo.gl/fjPNX5>

Business / Shop opening hours: Business hours are generally 9am to 5pm Monday to Friday.

Shop opening hours:

City centre, can vary - 10am to 7pm

Food Shopping eg: Aldi/Lidl 8am to 10pm

* Monday 4th June is a bank holiday in Ireland i.e.: all shops/business will usually operate Sunday Hours

DUBLIN PORT COMPANY WILL PROVIDE A SHUTTLE SERVICE FOR CREW MEMBERS WISHING TO CARRY OUT GROCERY/SUPPLIES SHOPPING.

Captains' Dinner

- Friday 1st June, 7:30pm – 11pm
- [Urban Brewing](#), Vault C, CHQ Building, Custom House Quay, Dublin 1
- 10/15 min [walk](#)
- Invitation (+ 1 guest)

Dublin

Captains' Briefing

- **Sunday 3rd June 12:00 – 13:00**
Tall Ships Regatta 2018 HQ
Dublin City Council
Dublin Docklands Office, Dublin 1
Map Ref: <https://goo.gl/a8qnBL>
- 15 min walk

Dublin

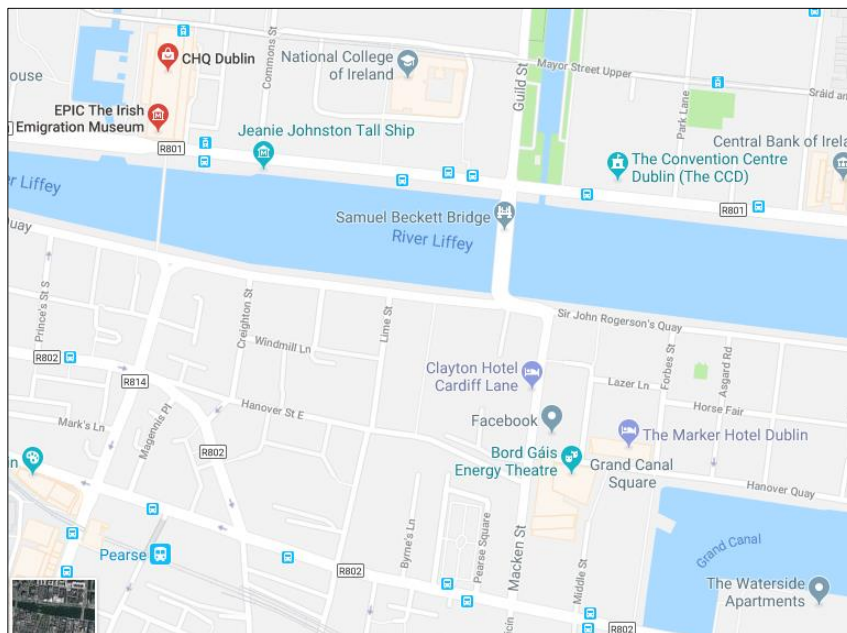
7. CREW PROGRAMME

Crews' Party

- Saturday 2nd June 20:00 – 23:00
- [Urban Brewing](#), Vault C, CHQ Building, Custom House Quay, Dublin 1
- 1 min walk from prizegiving
- Entry System (wristbands)

Prizegiving

- Saturday 2nd June 19:00 – 19:30
- [CHQ](#) atrium, 1 Custom House Quay, North Dock, Dublin 1
- Map Location: <https://www.google.ie/maps/search/CHQ/@53.348547,-6.2501477,17z/data=!3m1!4b1>



Procedure & Format to be provided by ships liaison officer

Crew Activities

Please see the crew manual provided by your ships liaison officer.

8. CITY CULTURAL PROGRAMME

Please see the crew manual provided by your ships liaison officer.

Dublin

9. SHIP SERVICES

Fuel

Refuelling arrangements are in place in Dublin Port.

Refuelling will be carried out on the morning of Friday 1st of June prior to entry to port at one of two pre-arranged locations (Unless other arrangements are required).

Larger vessels will be provided with a berth at Dublin Port and the smaller Class B, C and D's will refuel at Poolbeg Yacht and Boat Club.

FUEL MUST BE ORDERED IN ADVANCE

The following ships may refuel at the Dublin Port Berth:

- Morgenster
- Belem
- Le Belle Poule
- Pelican of London
- De Gallant
- Lord Nelson
- Atylla
- Maybe
- La Malouine

The above ships should contact:

Dublin Port, Sinead Burke - **00353 (0) 87 7817766**

Chief Liaison Officer, Fin Goggin on tallshipslo@gmail.com

Or contact by phone on **00353 (0) 86 609 4076**

All other ships will be able to refuel at **Poolbeg Yacht and Boat Club** and orders can be arranged directly:

Email: info@poolbegmarina.ie and C.C. info@seasafari.ie

(Tel: +353 (0)1 668 9983)

Website: <http://www.poolbegmarina.ie/>

Poolbeg YBC is located just West of the East Link Bridge (prior to entering the river) within Dublin Port on the South Side.

When sending fuel orders please use the following format:

* **Subject: Refuelling, Vessel Name:**

* **Email body: Refuel on Friday, how many litres required, payment via cash or card.**

<hr/> <p style="text-align: center;"><i>Water</i></p> <hr/>
<p>Berthing at John Rogersons Quay: Water will be delivered to your ship by Dublin City Council Berthing on the Jetty's at Grand Canal Dock: Water supply is available here Berthing on Hanover Quay in Grand Canal Dock: Water will be delivered to your ship by Dublin City Council</p>
<hr/> <p style="text-align: center;"><i>Electricity</i></p> <hr/>
<p>Generators will be provided.</p>
<hr/> <p style="text-align: center;"><i>Waste</i></p> <hr/>
<p>Waste will be collected at 0800 each morning and must be double bagged in bags which will be provided by Dublin Port Company through your ships Liaison Officer.</p>
<hr/> <p style="text-align: center;"><i>Gas</i></p> <hr/>
<p>Calor Gas will provide gas supplies. Ships Liaison officers will have details.</p>
<hr/> <p style="text-align: center;"><i>Repairs</i></p> <hr/>
<p>No formal arrangements are in place for repairs. If repairs are required, please notify the event organisers in advance and the ships liaison will provide contact details of suitable professionals. All possible assistance will be provided.</p>

Stores

Dublin Port Company will provide a shuttle service to super-markets for food and supply runs. Arrangements can be made through your ships liaison officer.

Dublin

10. CREW SERVICES

Crew Centre

@ Water Ways Ireland Docklands Office, Grand Canal Quay, Grand Canal Dock, Dublin 2.
<https://goo.gl/ZXEdFr>



Laundry Facilities

Ships Liaison will have bags and tags for a laundry collection service
Price: €15 for 6.5-kilogram bags

Dublin

Toilets and Showers

Trailer units are being provided at each berthing location and ships liaison officers will provide details and locations.

Dublin

Appendix A: Marine Notice 37 of 2017 (EXTRACT)

The use of liquefied petroleum gas (LPG) installations and systems on merchant vessels, fishing vessels, pleasure craft and other marine craft.

Extract from notice re safety:

Stowage of gas cylinders

- Gas cylinders must be stowed in cylinder housing or a cylinder locker such that any gas leakage may disperse rapidly.
- Cylinders must be restrained against movement and stored upright.
- On multiple cylinder systems, a non-return valve is to be placed in the supply line near the top of each cylinder. If a changeover device is used, it must be provided with non-return valves to isolate any empty cylinders. Where more than one cylinder can supply a system, it shall not be put into use with a cylinder removed.
- Containers not in use, whether empty or full, shall have the protective cap in place over the cylinder valve.
- Cylinders shall never be lifted by the cylinder valve.

Safety Devices

- Each LPG system shall be provided with a pressure reduction system, located within the cylinder housing or locker, designed to provide a fixed working pressure suitable for the consuming appliances.
- Pressure regulators shall not be capable of external manual adjustment.
- LPG systems should have an automatic safety gas cut-off device fitted in the low pressure supply line, located within the cylinder housing or locker, which will shut off the supply of gas in the event of a loss of pressure in the supply line, e.g. should a connecting pipe fracture. This device should be of the manual resetting type.

Each LPG system shall:

- have an over pressure device, located within the cylinder housing or locker, to prevent uncontrolled pressure in the low-pressure side;
- be fitted with a readily accessible manually operated shut off valve in the supply pressure side, located within the cylinder housing or locker and which may be the cylinder valve.
- Each LPG appliance shall have a readily accessible shut-off valve located close to the appliance but it shall not be necessary to reach over the top of an appliance to access the valve. If there is only one appliance in the system and the main shut-off valve at the cylinder is readily accessible from the appliance, the low-pressure side shut-off valve need not be fitted.
- All shut-off valves are to be clearly marked to indicate their function and the open and closed positions.
- Gas detectors should be provided in each compartment containing a LPG appliance. Gas detectors should be positioned and secured in the lower part of the compartment

containing the appliance and be of a type that will be actuated promptly and automatically by the presence of gas concentration in air of not more than 0.5%.

Gas detectors should incorporate an audible and visual alarm. All electrical connections should be ignition protected in accordance with ISO 8846. The alarm unit/indicating panel should be located outside the compartment containing the appliance and the cylinder housing or locker, but be visible and audible from within the vicinity of the appliance. Gas detectors should be arranged to automatically cut off the supply of gas from within the cylinder housing or locker in the event of gas leakage being detected.

Carbon monoxide detectors should be provided in each compartment containing LPG appliances.

Smoke and/or heat detectors should be provided in each compartment containing LPG appliances.

Emergency Action

A notice detailing the action to be taken when a gas leak is detected, or a fault with the system is discovered, should be prominently displayed on board the vessel. The notice should include at least the following:

- The need to be alert for gas leakage.
- The action to be taken in the event of gas leakage being discovered.
- The use and location of fire extinguishing equipment on board the vessel.
- Any appliance instructions relating to the safe operation of appliances.
- The location of shut-off valves.
- The need to extinguish all flames, cigarettes and not to operate any electrical or other equipment which may induce a spark.